

# Adaptability and Performance in Nanostores: The Mediating Role of Quality Management Under Environmental Complexity

Cesar H. Ortega-Jimenez, Ph.D<sup>1</sup>; Narciso A. Melgar-Martínez, Eng<sup>2</sup>; Dany N. Sabillón Palomeque, Eng<sup>3</sup>; Jose R. Tome, Eng<sup>4</sup>; Mario Roberto Acevedo-Amaya, PhD<sup>5</sup>

<sup>1</sup> Faculty of Engineering-CU, CURLP, UNAH, Honduras, [cortega@unah.edu.hn](mailto:cortega@unah.edu.hn)

<sup>2,3,4</sup> Faculty of Engineering, UNAH-CORTES, Honduras, [narciso.melgar@unah.edu.hn](mailto:narciso.melgar@unah.edu.hn), [dany.sabillon@unah.hn](mailto:dany.sabillon@unah.hn), [jose.tome@unah.hn](mailto:jose.tome@unah.hn).

<sup>5</sup>Facultad de Ciencias Economicas, Administrativas y Contables-CU, UNAH, Honduras, [mario.acevedo@unah.edu.hn](mailto:mario.acevedo@unah.edu.hn)

**Abstract-** *This study aims to provide an integrated understanding of how adaptability influences nanostore performance, focusing on quality management practices' combined role and the moderating effect of environmental complexity. Using survey data from 143 nanostore owners and managers analyzed through multivariate regression, the findings show that adaptability positively affects performance, with quality management practices serving as a significant mediating mechanism. Environmental complexity, while relevant, does not significantly moderate this relationship under volatile conditions. Nanostores—an understudied segment in retail research—benefit from adaptability-driven strategies, particularly when combined with structured quality management practices. These findings advance small business performance literature and provide practical guidance for improving operational agility. The study acknowledges a cross-sectional design and a focused sample, suggesting opportunities for future research to explore regional variations and additional mediating factors such as technology adoption. Overall, this research offers practical insights for operators and policymakers seeking to enhance resilience in dynamic markets, while advancing the theoretical understanding of adaptability in micro-retail contexts .*

**Keywords-** *Adaptability, Nanostores, Quality Management, Performance, Environmental Complexity, Operational Success*

## I. INTRODUCTION

### A. Background and Rationale

Nanostores are essential distribution points in emerging economies but face growing pressure from market changes, technological advancements, and shifting consumer behavior. Competition from larger retailers and online platforms further challenges their sustainability. Given limited resources, nanostores must adopt flexible, cost-effective strategies. Adaptability is crucial for their success, yet its precise impact on performance remains underexplored in academic research [1,2].

Recent studies have begun to address this research void. For instance, [3] discusses how urban nanostores can enhance their agility, adaptability, and alignment through innovative business models enabled by modern technologies such as smartphones and mobile payments [4]. Similarly, [2] explores the interplay of total quality management, adaptability, and reconfigurability in optimizing nanostore performance in Honduras. These studies suggest that adaptability is not a standalone factor but interacts with structured management practices, including quality management and supply chain

optimization, to drive operational efficiency and business resilience. Nevertheless, empirical studies quantifying these relationships remain sparse, highlighting the need for further investigation across different market conditions.

These insights underscore the growing academic and practical interest in adaptability within nanostores, forming the foundation for this study's theoretical and empirical contributions.

### B. Significance to Theory and Practice

This study contributes to both theory and practice. Theoretically, it expands the analysis of the relationship between adaptability and performance through a multidimensional approach and integrates quality management principles to strengthen operational adaptation. In addition, it builds on contingency theory, highlighting the importance of aligning internal adaptability with the external environment to improve organizational effectiveness. [5].

For nanostore owners and policymakers, this study offers strategies for using adaptability to improve operational efficiency and profitability, considering resource constraints and market volatility. The findings of this research will also inform the development of policies and programs tailored to enhance the resilience of small retailers in emerging economies [2].

This research aims to examine how adaptability affects nanostore performance through the mediating role of quality management and the moderating influence of environmental complexity. These contributions connect theory with practice and address under-studied challenges in micro-retail settings

### C. Research Gap

Previous research has focused on the study of adaptability in large retailers and supply chains, neglecting the challenges and opportunities specific to nanostores. Moreover, there is little quantitative evidence on the impact of adaptability on their performance, as most studies have adopted a qualitative approach [2]. Although total quality management (TQM) has been extensively studied in corporate commerce, its relationship with adaptability in nanostores remains unknown. There is also a lack of empirical research on the interaction between these small retailers' adaptability, technology adoption, and inventory control [3,6].

To address this gap, this research employs a robust methodological framework based on multivariate regression analysis [3]. This allows for a comprehensive assessment of the effects of adaptability on nanostore performance, differentiating between direct and indirect influences through quality management practices. It also analyzes the moderating role of environmental complexity, providing a more detailed view of the interplay between internal managerial decisions and external uncertainties [6].

This analytical approach leads to the development of specific research questions and objectives, which guide the study's structure and methodology.

#### D. Research Questions and Objectives

To address these gaps, this study poses the following research questions: (1) how does adaptability influence the overall performance of nanostores?; (2) what are the key dimensions of adaptability that significantly affect operational success?; (3) how do adaptability and associated quality management practices interact to drive performance outcomes? and (4) how does environmental complexity alter the impact of adaptability on nanostore performance?

The objectives of this research are: (1) to quantify the relationship between adaptability and performance metrics in nanostores; (2) to identify and analyze adaptability dimensions critical to operational success; (3) to provide evidence-based recommendations for improving adaptability in nanostores and (4) to assess the moderating influence of environmental complexity on adaptability-driven performance outcomes.

In alignment with these objectives, the study evaluates the direct effect of adaptability on nanostore performance, the mediating role of quality management practices, and the moderating impact of environmental complexity—integrating these variables into a unified analytical model. This approach offers insights into how market dynamics shape nanostore operations, contributing to both academic discourse and practical decision-making in micro-retail management.

#### E. Structure of the Paper

The paper is organized as follows:

1) *Section II*: A comprehensive literature review provides context by summarizing prior research on adaptability and nanostore performance.

2) *Section III*: A conceptual framework is proposed, leading to the development of testable hypotheses.

3) *Section IV*: The methodology outlines the data collection, survey design, and statistical techniques employed.

4) *Section V*: Analysis and results present the findings from the multivariate regression analysis, along with a discussion of their implications.

5) *Section VI*: Conclusion summarizes key findings, highlights limitations, and proposes directions for future research.

Table I presents the core dimensions of nanostore performance examined in this study to establish a foundation for analysis. This table provides a comprehensive breakdown of

the key metrics and indicators used to assess performance, ensuring a structured approach to the research.

TABLE I  
DIMENSIONS OF NANOSTORE PERFORMANCE

Dimension	Description	Indicators
Profitability	Financial outcomes of nanostore operations	Revenue, margin, ROI
Customer Satisfaction	Perception of service quality by customers	Ratings, retention, loyalty
Supply Chain Efficiency	Effective management of inventory and logistics	Lead time, stockouts, delivery

<sup>a</sup> Own elaboration

## II. STATE OF THE ART AND LITERATURE REVIEW

This section synthesizes existing research on adaptability and quality management and their impact on nanostore performance. It also examines environmental complexity's influence on these relationships, identifying key findings and unresolved questions.

### A. Background and Relevance of Literature Review

Adaptability plays a crucial role in retail performance, particularly for nanostores facing resource constraints and hyperlocal customer dynamics [3,7]. While adaptability research in large-scale retail provides foundational insights, it often overlooks the distinct challenges of nanostores. This review establishes the theoretical foundation for the study by synthesizing findings across adaptability, quality management, and retail performance, while also identifying critical research gaps.

### B. Key Themes in Existing Research

1) *Adaptability in Retail Operations*: Adaptability—the ability to respond to changes [8]—has been widely studied in supply chain agility, technology adoption, and customer engagement. However, its application to nanostores remains underexplored. Environmental complexity (unpredictable demands/market shifts) moderates adaptability's impact [9]. According to Contingency Theory, strategic adaptability should align with external conditions to enhance efficiency and competitiveness. In relatively stable environments, however, excessive adaptability may introduce inefficiencies and destabilize established processes.

Table II provides a synthesis of key contributions to adaptability research in retail, highlighting empirical findings and research gaps specific to nanostores.

TABLE II  
KEY STUDIES ON ADAPTABILITY IN RETAIL

Author(s)	Context	Focus	Key Findings
[10]	Large-scale retail chains	Supply chain agility	Agility improves profitability by 15%-20%
[11]	E-commerce platforms	Digital adaptability	Direct correlation with customer retention
[11]	Small-scale retailers	Operational flexibility	Flexibility improves inventory turnover
[12]	Informal retail settings	Adaptability to local market trends	Enhance customer satisfaction by 25%

<sup>a</sup> Own elaboration

### C. Quality Management and Retail Performance

Quality management principles, such as process optimization and customer focus, significantly impact retail performance [13]. Integrating TQM with adaptability enhances profitability and customer loyalty [14]. However, nanostores often lack structured quality management systems, limiting their ability to fully leverage adaptability. This highlights the need for context-sensitive approaches to quality integration in resource-limited retail settings

### D. Integration of Adaptability and Quality Management

A multidimensional approach suggests embedding adaptability within structured quality management frameworks to drive efficiency [15]. Studies indicate that adaptability-driven quality improvements reduce lead times and stockouts, enhancing sales and customer satisfaction [16]. Yet, there is insufficient empirical validation of such integrated models in nanostore contexts.

### E. Research Opportunities

Despite extensive research, key gaps persist:

1) *Nanostore-Specific Insights*: Adaptability research primarily focuses on large retailers, overlooking micro-scale constraints [17].

2) *Quantitative Assessment*: There is limited statistical evidence quantifying adaptability's impact on nanostore performance [18].

3) *Contextual Factors*: Hyperlocal variables, such as customer demographics and cultural nuances, remain underexplored [3].

### F. State of the Art: Current Trends and Debates

Retail strategies increasingly emphasize hyperlocal adaptability as a competitive advantage [19]. However, debates persist over the trade-offs between adaptability and resource efficiency in nanostores, where excessive flexibility can cause instability, while rigidity may hinder responsiveness [20]. Additionally, technology-enabled adaptability, such as mobile point-of-sale systems and digital inventory tracking, presents opportunities to mitigate resource constraints, though empirical validation remains scarce [11].

This structured review forms the foundation for Section III, where a conceptual model is developed to empirically assess the relationships among adaptability, quality management, and environmental complexity in nanostore performance. By formalizing hypotheses grounded in the synthesized literature, the study adopts a rigorous analytical approach to address existing research gaps and generate actionable insights for micro-retail management in dynamic environments.

## III. CONCEPTUAL FRAMEWORK AND HYPOTHESES

### A. Development of Conceptual Framework and Hypotheses

This study proposes a framework that links adaptability with nanostore performance, considering moderating and mediating factors. Adaptability is defined as the ability of managers to respond to changes in customers, market, and

supply chain [6], while performance encompasses financial results, customer satisfaction, and operational efficiency.

Grounded in dynamic capabilities theory, adaptability is conceptualized as a micro-level capacity enabling nanostores to reconfigure routines, make agile decisions, and align resources in response to environmental shifts. In resource-constrained environments typical of nanostores, this capability often manifests through informal, low-cost adjustments in procurement, product mix, and service practices [21].

The conceptual framework proposes that quality management mediates the relationship between adaptability and performance [22], while environmental complexity acts as a moderator. Through multivariate statistical techniques, the study explores how these variables impact nanostore performance. Fig. 1 visually organizes these interactions, highlighting (a) direct and mediated effects of adaptability; and (b) moderating influence of environmental complexity on nanostore performance. From this framework, hypotheses are formulated to empirically examine these relationships within resource-constrained, hyperlocal retail environment.

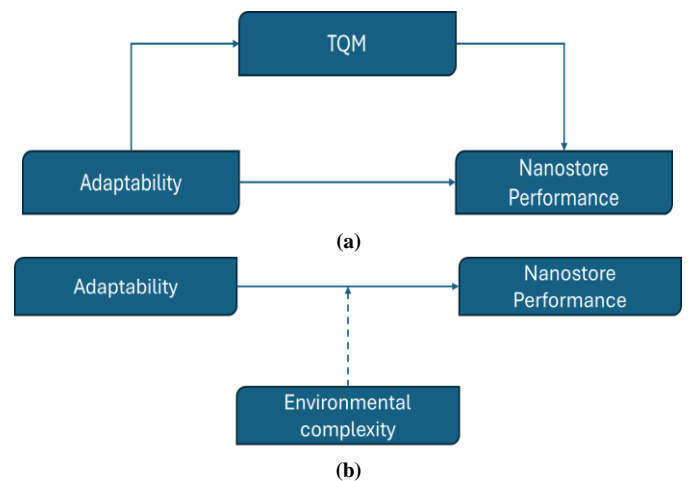


Fig. 1. Adaptability-Performance Conceptual Framework: (a) Direct and mediated effects of adaptability on performance, (b) Moderating influence of environmental complexity.

This visual representation serves as the analytical foundation for hypothesis testing, ensuring methodological coherence and facilitating a clear understanding of the study's theoretical and empirical objectives. It lays the groundwork for evaluating how contextual and managerial capabilities jointly shape retail performance.

1) *Adaptability and Nanostore Performance*: Theoretical insights suggest that adaptability is linked to performance outcomes across various retail formats. By quickly aligning operations to customer demands and market changes, adaptable nanostores are likely to experience improved sales, reduced operational inefficiencies, and higher customer satisfaction [3].

In this study, adaptability is decomposed into two operational dimensions—flexibility and decision-making speed—reflecting how nanostore operators proactively adjust

product offerings, supply sources, and customer engagement tactics in uncertain settings [6]. Thus, we proposed:

H1: Adaptability positively influences nanostore performance.

2) *The Mediating Role of Quality Management:* Quality management principles such as standardization, continuous improvement, and customer focus enhance operational processes, creating an environment where adaptability thrives [23]. Studies highlight that when adaptability aligns with quality management, nanostores can better optimize inventory, reduce waste, and elevate service quality [2].

Drawing from the literature on organizational routines and TQM, quality management is posited here not merely as a set of best practices but as a structured enabler that channels adaptive responses into consistent operational improvements. In resource-scarce environments, simple but disciplined quality routines—such as informal checklists or consistent supplier evaluations—can significantly amplify the benefits of adaptability [24]. Accordingly, we hypothesize:

H2: The relationship between adaptability and nanostore performance is mediated by the implementation of quality management practices.

3) *The Moderating Role of Environmental Complexity:* Environmental complexity, defined as the level of unpredictability in customer demands and market trends, can strengthen or weaken adaptability’s impact on performance[25]. For instance, nanostores in highly dynamic markets may benefit more from adaptability than those in stable environments.

In this study, environmental complexity includes volatility in consumer preferences, the unpredictability of local supply chains, informal regulatory pressures, and exposure to economic shocks (e.g., inflation, currency fluctuations). It varies across nanostores depending on their geographic location, customer base heterogeneity, and supply reliability. In overly complex environments, the performance gains from adaptability may be amplified due to the greater need for rapid adjustment. Conversely, in low-complexity settings, standardized responses may suffice [24]. Hence, the following is posited:

H3: Environmental complexity moderates the relationship between adaptability and nanostore performance, such that the relationship is stronger in overly complex environments.

### B. Operationalizing Key Variables

To ensure robust hypothesis testing, this study defines and measures its variables using clear operational approaches. The variables—Adaptability, Quality Management Practices, Environmental Complexity, and Nanostore Performance—are critical to the multivariate regression analysis. These operationalizations provide a structured framework for evaluating the relationships proposed in the hypotheses.

Adaptability is defined as the ability of nanostores to respond effectively to environmental changes, measured through survey items evaluating flexibility and decision speed. Quality Management Practices represent the implementation of

structured quality systems, operationalized as an index combining standardization and process optimization. Environmental Complexity captures the degree of unpredictability in operations and is assessed using a Likert scale reflecting market and customer dynamics. Finally, Nanostore Performance encompasses financial and non-financial outcomes, quantified as a composite score of profitability, customer satisfaction, and operational efficiency.

This contextual operationalization reflects the realities of small, informal retailers and ensures that the constructions are relevant to their specific constraints and capabilities.

Table III outlines the operational definitions of the variables central to this study, providing a detailed overview of their definitions and measurement approaches. This structured presentation ensures both clarity and replicability in assessing the research model and facilitates precise hypothesis testing.

TABLE III  
OPERATIONAL DEFINITIONS OF VARIABLES

Variable	Definition	Measurement Approach
Adaptability	Ability to respond to environmental changes	Survey items measuring flexibility, decision speed
Quality Management Practices	Implementation of structured quality systems	Index combining standardization, process optimization
Environmental Complexity	Degree of unpredictability in operations	Likert scale capturing market and customer dynamics
Nanostore Performance	Financial and non-financial outcomes	Composite score of profitability, satisfaction, efficiency

<sup>a</sup> Developed for this study based on a survey instrument and literature synthesis.

### C. Summary and Transition to Methodology

This section introduced a conceptual framework linking adaptability to nanostore performance, with quality management practices as a mediator and environmental complexity as a moderator. The proposed hypotheses offer a structured foundation for empirical analysis. The next section details the methodological approach used to test these relationships.

## IV. METHODOLOGY

This section outlines the research methodology designed to empirically assess the hypotheses developed in Section III. The study employs a multiple regression and mediation/moderation analysis approach, incorporating survey data from nanostore managers to explore the relationships among adaptability, quality management, environmental complexity, and performance.

### A. Research Design

The research adopts a quantitative, cross-sectional design to examine the hypothesized relationships. A structured survey instrument was developed, validated, and administered to gather data from nanostore owners and managers operating in urban and peri-urban areas. It supports empirical testing of H1, H2, and H3 using statistical modeling. This strategy is suitable

for assessing perception-based constructions in under-resourced retail environments where time-sensitive decision-making and structural informality dominate.

### B. Sampling and Data Collection

1) *Population and Sampling*: The population consists of nanostore managers in urban and peri-urban settings. Purposive sampling ensured representation across diverse market conditions and operational complexities, aligning with the study’s hypothesis on environmental complexity (H3). The study targeted a sample size of 150 respondents in Honduras, with a final response rate of 95%, yielding 143 valid responses, ensuring sufficient statistical power for hypothesis testing. This sample meets of partial least squares modeling of structural equation modeling (PLS-SEM) guidelines, which require 10–20 indicators per constructs. Moreover, power analysis (G\*Power 3.1) for multiple regression with three predictors ( $\alpha = 0.05$ , power = 0.80, medium effect size  $f^2 = 0.15$ ) indicated a minimum required sample of 77, which is exceeded in this study. This ensures statistical adequacy for detecting hypothesized effects.

2) *Survey Administration*: The survey was conducted in two phases:

3) *Pilot Testing*: A pre-test involving 15 respondents helped refine the survey instrument to ensure construct validity, particularly for adaptability and quality management measures (H1 & H2).

4) *Main Study*: The finalized survey was conducted in person, with local university students as field assistants. Trained assistants ensured consistency and minimized response bias.. In-person surveys minimized interpretation errors, while training protocols standardized response elicitation, increasing response reliability and reducing variability.

### C. Variable Measurement and Instrumentation

To ensure methodological robustness, this study employs a structured operationalization of key variables, integrating validated measurement scales from prior research while adapting them to the distinctive characteristics of nanostores. The four key variables, adaptability, quality management practices, environmental complexity, and performance, are linked to the hypotheses:

1) *Adaptability*: This variable was measured using a five-item Likert scale designed to assess aspects of organizational flexibility, the speed of decision-making, and responsiveness to changes in the market [26].

2) *Quality Management Practices*: Captures process standardization, error minimization, and customer focus.

3) *Environmental Complexity*: Measured through market unpredictability, demand variability, and supply chain volatility [27], aligned with the proposed moderating role in H3.

4) *Performance*: Combined financial (profitability, revenue stability) and non-financial (customer satisfaction, operational efficiency) indicators were used.

Table IV provides a structured breakdown of these variables, ensuring measurement consistency and validity in hypothesis testing.

TABLE IV  
VARIABLE MEASUREMENT AND SCALES

Variable	Description	Scale/Items	Source/Adaptation
Adaptability	Flexibility and responsiveness to change	Likert scale (1–5)	[2]
Quality Management Practices	Structured quality systems implementation	Composite Index	Developed for study
Environmental Complexity	Market and operational unpredictability	Likert scale (1–5)	[27]
Performance	Financial and operational success metrics	Composite Score	[7]

<sup>a</sup> Author’s analysis.

Reliability was assessed using Cronbach’s  $\alpha$ , while construct validity was evaluated through Exploratory Factor Analysis (EFA). Convergent and discriminant validity were examined using Average Variance Extracted (AVE), Composite Reliability (CR), the Fornell–Larcker criterion, and Heterotrait–Monotrait (HTMT) ratios. This multi-step validation approach ensures a robust and theoretically grounded evaluation of the relationships among adaptability, quality management practices, environmental complexity, and performance in the nanostore context. This approach allows for a rigorous and theoretically grounded assessment of the relationships between adaptability, quality management practices, environmental complexity, and performance in the nanostore context. Reference thresholds and detailed results are presented in Section V, Subsection B: Reliability and Validity Testing.

### D. Data Analysis Techniques

The study employs the following steps to analyze the collected data:

1) *Descriptive Statistics*.

2) *Reliability Testing*: Cronbach’s alpha was used to assess internal consistency across all multi-item scales.

3) *Multiple Regression Analysis*.

4) *Mediation Analysis*: Baron and Kenny’s steps, the Sobel test, and PLS-SEM with bootstrapping ( $n = 5,000$ ) were used to assess mediation effects. PLS-SEM was selected due to its suitability for models with multiple latent constructs, small-to-moderate sample sizes, and non-normal data. It also performs well in exploratory models involving complex mediation and moderation. Practical significance was evaluated using  $f^2$  and  $Q^2$ , while bootstrapping ensured robust standard errors and confidence intervals.

5) *Moderation Analysis*: Hierarchical regression with interaction terms. Slope analysis using  $\pm 1$  SD and Cohen’s  $f^2$  evaluated effect size.

Table V provides a structured summary of these analytical steps, ensuring transparency in assessing the hypotheses.

TABLE V  
STEPS IN DATA ANALYSIS

Step	Purpose	Output
Descriptive Statistics	Understand respondent profiles and variable ranges	Frequency distributions, mean, SD
Reliability Testing	Ensure scale consistency	Cronbach's alpha
Multiple regression	Test hypothesized relationships	Regression coefficients, R <sup>2</sup> values.
Mediation analysis	Evaluate whether an intermediate variable explains the relationship between two variables.	Direct, indirect, and total effects; confidence intervals for indirect effects (bootstrapping)
Moderation analysis	Examine whether the relationship between two variables changes depending on a third factor.	Coefficientes de interacción, gráficos de efectos moderadores, significancia estadística.

<sup>a</sup>Author's analysis.

### E. Methodology, Workflow, and Visualization

Each research phase was documented for transparency and replication.

Fig. 2 illustrates the workflow: literature review → expert consultation → survey → data collection → statistical modeling [28].

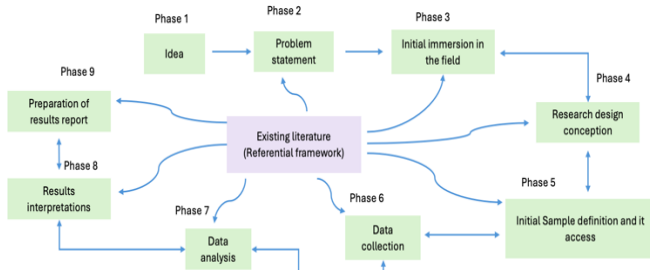


Fig. 2 Research Methodology Workflow

### F. Ethical Considerations

The study adhered to ethical research practices, including:

- 1) *Informed consent.*
- 2) *Anonymity and confidentiality.*
- 3) *Data is used strictly for academic purposes.*

### G. Bias and Limitations in Data Collection

Despite mitigation efforts, self-report bias and social desirability bias remain possible due to face-to-face administration. Steps such as anonymized responses, local interviewer training, and pilot testing reduced these risks but cannot fully eliminate them.

## V. RESULTS AND DISCUSSION

This section presents the results of the multiple regression analysis, evaluates the hypotheses developed in Section III, and discusses the findings in light of the theoretical framework and existing literature.

### A. Descriptive Statistics

Descriptive statistics provide an overview of the dataset, offering insights into the variability and central tendencies of key variables. See Table VI for a summary of key constructions analyzed.

TABLE VI  
DESCRIPTIVE STATISTICS OF VARIABLES

Variable	Mean	SD	Min	Max
Adaptability	3.80	0.69	1.71	5.00
Quality Management Practices	3.74	0.80	1.00	5.00
Environmental Complexity	4.01	0.76	1.57	5.00
Performance	3.61	0.75	1.10	5.00

<sup>a</sup>Author's analysis.

Results indicate moderate-to-high adaptability and structured quality efforts, supporting a high-functioning sample. This suggests that nanostores, on average, demonstrate adaptive capacity and structured quality initiatives, with corresponding improvements in operational performance.

### B. Reliability and Validity Testing

Reliability was confirmed with Cronbach's  $\alpha$  values of 0.84 (Adaptability), 0.88 (TQM), 0.77 (Environmental Complexity), and 0.86 (Performance). Exploratory Factor Analysis (EFA) supported the one-dimensionality of each construct, with KMO values above 0.70 and factor loadings exceeding 0.65. Convergent validity was established through AVE scores above 0.50 and CR values above 0.70. Discriminant validity was verified via the Fornell–Larcker criterion and HTMT ratios below 0.85. See Table VII for full validation details.

TABLE VII  
DATA VALIDITY

Variable	Cronbach's	Factor loadings	AVE	CR
Adaptability	0.84	0.799	0.721	0.751
Quality Management Practices	0.88	0.727	0.631	0.789
Environmental Complexity	0.877	0.870	0.651	0.721
Performance	0.86	0.810	0.681	0.745
KMO	0.852			

<sup>a</sup>Author's analysis.

### C. Results of Multiple Regression Analysis

A multiple regression model was used to examine the influence of adaptability on performance, including mediation by quality management and moderation by environmental complexity. Table VIII shows that the model explained 27.7% of the variance in performance, with adaptability demonstrating the strongest positive effect. Quality management practices also made a significant contribution. Environmental complexity did not significantly influence performance, supporting its proposed role as a moderator without direct predictive power.

TABLE VIII  
MULTIPLE REGRESSION RESULTS

Variable	Beta Coefficient	t-value	Significance (p-value)
Adaptability	0.288	2.96	0.004
Quality Management Practices	0.284	2.82	0.005
Environmental Complexity	0.020	0.197	0.844
R <sup>2</sup>	0.277		

<sup>a</sup>Author's analysis.

To enhance interpretation, we distinguish statistical significance from practical importance. While  $\beta$  coefficients for adaptability and quality management are statistically significant ( $p < 0.01$ ), their effect sizes were also evaluated using Cohen's  $f^2$ . Adaptability ( $f^2 = 0.09$ ) and quality management ( $f^2 = 0.08$ ) demonstrated small-to-moderate effect sizes, underscoring their practical relevance in enhancing performance despite modest magnitudes. These values fall slightly below the medium effect size threshold ( $f^2 = 0.15$ ) established during power analysis in the methodology, indicating practical significance while also highlighting the modest magnitude of influence in real-world settings.

**D. Hypothesis Testing and Empirical Validation**

1) *H1: Supported.*  $\beta = 0.288$ ,  $p < 0.004$  Adaptability significantly drives nanostore performance. Fig. 3 shows a positive trend [29].

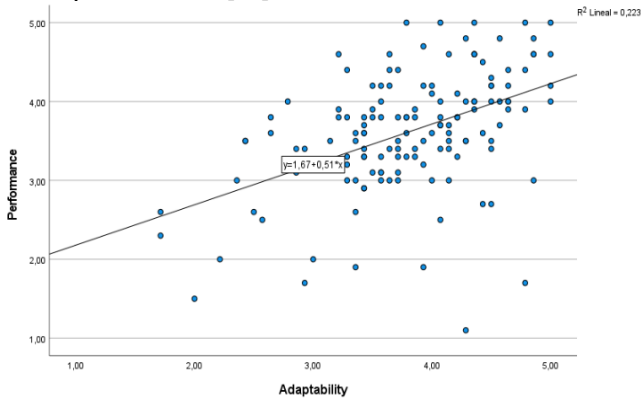


Fig. 3 Scatterplot of Adaptability and Performance

2) *H2: Supported.* Mediation confirmed by Sobel and bootstrapping: Indirect  $\beta = 0.69$ ,  $p < 0.01$ . Adaptability influences performance both directly and through quality management. Fig. 3 and Table IX illustrate this mediation.

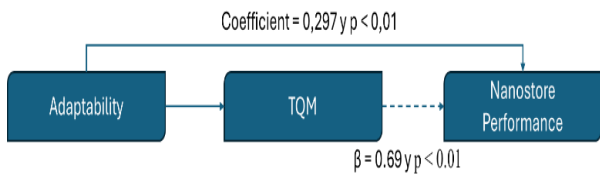


Fig. 3 Mediation Model of Quality Management Practices

TABLE IX  
MEDIATION ANALYSIS RESULTS.

Relation	Coefficient ( $\beta$ )	p-value
Adaptability $\rightarrow$ Performance (unmediated)	0.288	$p < 0.004$
Adaptability $\rightarrow$ Quality management practices	0.284	$p < 0.005$
Quality management practices $\rightarrow$ Performance.	0.288	$p < 0.004$
Adaptability $\rightarrow$ Performance (with mediator)	0.297	$p < 0.001$
Effect indirect (bootstrapping)	0.69	$p < 0.001$

<sup>a</sup>Author's analysis.

3) *H3: Not supported.* Interaction  $\beta = 0.023$ ,  $p = 0.965$  Environmental complexity did not moderate the adaptability-performance link. Fig. 4 shows interaction effects; Table X provides details.

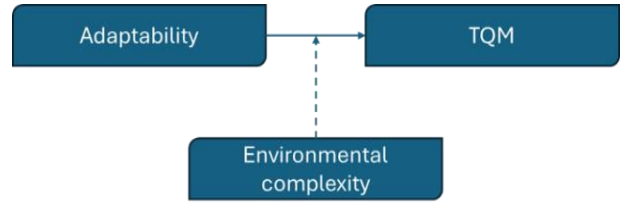


Fig. 4 Moderation Model Results

TABLE X  
MODERATION ANALYSIS RESULTS

Variable	B	Standard error	t	p-value
Adaptability	0.379	0.324	0.421	0.206
Environmental Complexity	0.110	0.297	0.362	0.718
Interaction (Adaptability * Environmental Complexity)	0.023	0.080	0.044	0.965

<sup>a</sup> Author's analysis.

Table XI consolidates statistical outcomes for each hypothesis, supporting a deeper understanding of performance drivers.

TABLE XI  
SUMMARY OF HYPOTHESIS TESTING RESULTS

Hypothesis	Description	Result	Key Statistical Findings
H1	Adaptability positively influences performance	Supported	$\beta = 0.288$ , $p < 0.004$
H2	Quality management mediates adaptability and performance	Supported	Indirect effect $\beta = 0.69$ , $p < 0.01$
H3	Environmental complexity moderates' adaptability-performance relationship	Not supported	Interaction $\beta = 0.023$ , $p < 0.965$

<sup>a</sup> Author's analysis.

Collectively, the results validate adaptability and quality practices as core mechanisms of performance, while downplaying environmental complexity as a moderating constraint. The following discussion contextualizes these empirical results within theoretical and practical domains.

**E. Discussion: Theoretical and Practical Implications**

The results reinforce adaptability as a key enabler of performance, echoing prior studies on retail Agility [10]. The role of quality management practices as a mediator clarifies the importance of structured systems to translate adaptability into tangible outcomes. This interplay strengthens both resilience and competitiveness in uncertain retail environments

1) *Moderation Effect Interpretation:* The results indicate that environmental complexity does not significantly moderate the relationship between adaptability and performance. [30]. Adaptability appears resilient, even in volatile conditions—challenging previous assumptions that uncertainty diminishes its efficacy.

2) *Literature Comparison and Model Extension:* The study aligns with recent findings on adaptability in SMEs (2024) but

extends them by positioning quality management as a mediating factor. The integration of mediation and moderation mechanisms provides a richer model for understanding adaptability's limits in complex retail environments [31]. For a detailed comparison of the findings, refer to the summary in Table XII.

TABLE XII  
COMPARISON WITH LITERATURE

Aspect	Current Study	[31]
Role of Adaptability	Positive driver of performance	Similar findings
Mediating Role of Quality Practices	Highlighted	Partially explored
Impact of Environmental Complexity	Negative moderation	Limited exploration

<sup>a</sup> Author's analysis.

Key Insights from the Comparison: (1) adaptability as a Performance Drive: Reinforces the centrality of adaptability in sustaining performance, in alignment with agility theory; (2) mediating Role of Quality Management: Addresses a literature gap by empirically validating quality practices as an enabling mechanism; and (3) environmental Complexity: The non-significant moderation effect suggests that well-structured adaptive mechanisms can counterbalance systemic uncertainty, offering a novel insight for theory and practice.

Adaptability continues to serve as a critical performance driver in resource-constrained settings. These insights strengthen both theoretical foundation and practical relevance of adaptive strategies in humanitarian engineering context [32].

## VI. CONCLUSIONS

This research reaffirms existing theory while providing novel insights specific to nanostores—an understudied retail segment [10]. Notably, the lack of a significant moderate effect of environmental complexity on the relationship between adaptability and performance contrasts with previous studies that suggested greater challenges in dynamic environments.

### A. Summary of Key Findings

The study provides compelling evidence that adaptability significantly enhances nanostore performance, particularly when mediated by quality management practices. Key validated hypotheses include:

- 1) *H1 confirmed adaptability's direct impact on performance.*
- 2) *H2 showed that quality practices mediate the adaptability-performance link.*
- 3) *H3 not supported: Environmental complexity had no significant moderating effect.*

These insights contribute both to theoretical refinement and to actionable strategies in vulnerable retail ecosystems [10].

Table XIII summarizes that adaptability is a key factor in nanostore performance, mediated by quality management. The lack of a moderate effect suggests that adaptability's benefits persist across different market conditions.

TABLE XIII  
OVERVIEW OF KEY FINDINGS

Hypothesis	Result	Implications
Adaptability positively impacts performance	Supported	Highlights adaptability as a strategic asset
Quality practices mediate the relationship	Supported	Emphasizes structured management systems
Environmental complexity moderates the effect	not supported	Suggests challenges in uncertain markets

<sup>a</sup> Author's analysis based on survey data.

### B. Contributions to Theory and Practice

Theoretical Contributions:

1) *This study bridges gaps in literature by:* (1) extending adaptability frameworks to nanostores, providing insights into how small retailers manage constraints; (2) highlighting the mediating role of quality management; and (3) introducing environmental complexity as a moderating factor, offering nuanced insights into adaptability's limitations.

2) *Practical Implications:* (1) Nanostore owners should prioritize adaptability as a core competency, focusing on agile strategies to meet customer needs; (2) implementing robust quality management systems can amplify the benefits of adaptability, ensuring sustained performance gains; (3) policymakers and stakeholders should consider market conditions, providing targeted support in volatile environments to mitigate diminishing returns that may affect adaptability under extreme uncertainty.

### C. Economic and Social Implications

The study highlights the socio-economic importance of adaptability for nanostores, which are vital for local economies:

1) *Economic Impact:* By improving performance, adaptability can drive profitable sustainability, especially in resource-constrained contexts. This reinforces nanostores' role in stabilizing informal economies.

2) *Social Impact:* Enhancing nanostore resilience contributes to community well-being, ensuring reliable access to goods and services in underserved areas. This is especially critical where access to formal retail is limited.

### D. Limitations and Future Research Directions

Study Limitations:

1) *Sample Size:* The analysis was limited to 143 nanostores, which may not fully capture variability across regions or business types.

2) *Cross-Sectional Design:* Data collection at a single point in time limits the ability to infer causality.

3) *Market Variability:* The study focused on a specific economic context, which may not generalize to other markets.

Future Research Directions:

1) *Conduct longitudinal studies to examine the evolving role of adaptability over time.*

2) *Broaden the model by incorporating digital transformation, customer orientation, and supplier collaboration as mediating variables.*

3) *Investigate regional variations to understand the impact of adaptability in diverse cultural and economic settings.*

### E. Originality and Value of the Study

This research makes a unique contribution by addressing critical gaps in understanding adaptability's impact on nanostore performance. Unlike prior studies that focused on large-scale retail or general SMEs, this study:

1) *Centers on nanostores, a vital yet overlooked segment of the retail landscape, challenging the conventional view that complex environments diminish the effectiveness of adaptability.*

2) *Offers a comprehensive model integrating adaptability, quality management practices, and environmental complexity, shedding light on new interactions previously underexplored in micro-retail contexts.*

3) *Provides actionable insights for practitioners and policymakers to enhance the resilience and sustainability of nanostores, emphasizing the importance of agility and structured management systems.*

### F. Closing Remarks

Adaptability has emerged as a cornerstone of operational success for nanostores. By integrating structured quality management systems and addressing market uncertainties, nanostores can not only survive but thrive in an increasingly complex retail environment. Flexible, responsive operations remain essential for navigating disruption and maintaining community alignment. Future research should continue to build on these insights, fostering innovation and resilience in this essential sector.

Table XIV highlights the study's contributions in four areas: theoretical, practical, economic, and social. It expands the literature on adaptability in nanostores, guides operational strategies for small retailers, supports local economic sustainability, and ensures access to essential goods in underserved communities.

TABLE XIV  
FINAL SUMMARY OF IMPLICATIONS AND CONTRIBUTIONS

Dimension	Contribution
Theoretical	Expands adaptability literature to nanostores
Practical	Guides to operational strategies for small retailers
Economic	Supports local economic sustainability
Social	Ensures community access to essential goods

<sup>a</sup> Author's analysis.

### ACKNOWLEDGMENT

Supply Chain and Operations Research Group (GICSO) GI-2021-04, Faculty of Engineering, Universidad Nacional Autónoma de Honduras.

### REFERENCES

[1] C. A. Mora-Quiñones, L. E. Cárdenas-Barrón, J. C. Velázquez-Martínez, and K. M. Gámez-Pérez, "The coexistence of nanostores within the retail landscape: A spatial statistical study for Mexico city," *Sustainability (Switzerland)*, vol. 13, no. 19, Oct. 2021, Doi: 10.3390/SU131910615.

[2] C. H. Ortega Jimenez, A. Amador Matute, J. D. Cruz-Amaya, and N. A. Melgar-Martínez, "Optimizing Nanostore Performance in Honduras: Interplay of Total Quality Management, Adaptability, and Reconfigurability," *Proceedings of the LACCEI international Multi-conference for Engineering, Education and Technology*, 2024, Doi: 10.18687/LACCEI2024.1.1.1164.

[3] R. Escamilla, J. C. Fransoo, and C. S. Tang, "Improving Agility, Adaptability, Alignment, Accessibility, and Affordability in Nanostore Supply Chains," *Prod Oper Manag*, vol. 30, no. 3, pp. 676–688, Mar. 2021, Doi: 10.1111/POMS.13309.

[4] C. H. Ortega-Jimenez and A. O. Mohmmad ALHusban, "Unveiling Dynamics in Nanostores: An Extensive Meta-Analysis of the Interplay of Supply Chain Integration and Operational Performance," *Proceedings of the LACCEI international Multi-conference for Engineering, Education and Technology*, 2023, Doi: 10.18687/LEIRD2023.1.1.459.

[5] R. McAdam, K. Miller, and C. McSorley, "Towards a contingency theory perspective of quality management in enabling strategic alignment," *Int J Prod Econ*, vol. 207, pp. 195–209, Jan. 2019, Doi: 10.1016/J.IJPE.2016.07.003.

[6] C. H. Ortega-Jiménez, A. M. Amador-Matute, J. S. Parada-López, N. A. Melgar-Martínez, and J. D. Cruz-Amaya, "Entorno competitivo de nanostores durante covid-19: adaptabilidad para mayor rendimiento en Honduras," *Revista Universidad y Sociedad*, vol. 14, no. 6, pp. 473–483, 2022, Accessed: Jan. 25, 2025. [Online]. Available: [http://scielo.sld.cu/scielo.php?script=sci\\_arttext&pid=S2218-36202022000600473&lng=pt&nrm=iso&tln=es](http://scielo.sld.cu/scielo.php?script=sci_arttext&pid=S2218-36202022000600473&lng=pt&nrm=iso&tln=es)

[7] M. R. Acevedo-Amaya and C. H. Ortega-Jimenez, "Intervening effects of agility and adaptability: Supply chain for nanostores of high performance during COVID-19 pandemic," Aug. 18, 2022.

[8] P. Ramesh *et al.*, "Organisational Adaptability: A study of the mediating role of leadership in the influence of strategies, complexity, and technology," *International Journal of Innovation Management*, vol. 27, no. 07n08, Oct. 2023, Doi: 10.1142/S1363919623500366.

[9] A. Azadegan, P. C. Patel, A. Zangouezhad, and K. Linderman, "The effect of environmental complexity and environmental dynamism on lean practices," *Journal of Operations Management*, vol. 31, no. 4, pp. 193–212, May 2013, Doi: 10.1016/J.JOM.2013.03.002.

[10] C. H. Ortega-Jimenez, Dany N. Sabillón Palomeque, and Narciso A. Melgar-Martínez, "Implications of Smart Logistics in Nanostores: A Meta-analysis of Challenges and Opportunities for Industry 5.0 and Society 5.0," Aug. 11, 2023. Doi: 10.18687/LEIRD2024.1.1.761.

[11] S. Holloway, "Impact of Digital Transformation on Inventory Management: An Exploration of Supply Chain Practices," *ResearchGate*, Jul. 2024, Doi: 10.20944/PREPRINTS202407.0714.V1.

[12] G. Agag *et al.*, "Understanding the link between customer feedback metrics and firm performance," *Journal of Retailing and Consumer Services*, vol. 73, p. 103301, Jul. 2023, Doi: 10.1016/J.JRETCONSER.2023.103301.

[13] D. Samson and M. Terziovski, "The relationship between total quality management practices and operational performance," *Journal of Operations Management*, vol. 17, no. 4, pp. 393–409, Jun. 1999, Doi: 10.1016/S0272-6963(98)00046-1.

[14] R. Jimoh, L. Oyewobi, R. Isa, and I. Waziri, "Total quality management practices and organizational performance: the mediating roles of strategies for continuous improvement," *International Journal of Construction Management*, vol. 19, no. 2, pp. 162–177, Mar. 2019, Doi: 10.1080/15623599.2017.1411456.

[15] I. Mohammed and J. Mandal, "The Impact of Lead Time Variability on Supply Chain Management," *International Journal of Supply Chain Management*, vol. 8, no. 2, pp. 41–55, Oct. 2024, Doi: 10.47604/IJSCM.3075.

[16] I. Greymy, A. Birch-Jensen, M. Kumar, and N. Löfberg, "Quality functions' use of customer feedback as activation triggers for absorptive capacity and value co-creation," *International Journal of Operations and Production Management*, vol. 42, no. 13, pp. 218–242, 2022, Doi: 10.1108/IJOPM-11-2021-0692/FULL/PDF.

[17] C. Mejía Argueta, J. C. Fransoo, and E. E. Blanco, "Reaching 50 Million Nanostores: Retail Distribution in Emerging Megacities | Request PDF," *ResearchGate*, 2017, Accessed: Feb. 06, 2025. [Online]. Available: [https://www.researchgate.net/publication/320726673\\_Reaching\\_50\\_Milli\\_on\\_Nanostores\\_Retail\\_Distribution\\_in\\_Emerging\\_Megacities](https://www.researchgate.net/publication/320726673_Reaching_50_Milli_on_Nanostores_Retail_Distribution_in_Emerging_Megacities)

[18] R. Soto-Peredo, B. Sánchez-Lara, and M. Gómez-Eguiluz, "Nanostores' Density and Geographical Location: An Empirical Study Under Urban Logistics Approach," *Studies in Systems, Decision and Control*, vol. 347, pp. 271–290, 2022, Doi: 10.1007/978-3-030-68663-5\_18.

- [19] D. E. Salinas-Navarro, E. Vilalta-Perdomo, and R. Michel-Villarreal, "Empowering Nanostores for Competitiveness and Sustainable Neighbourhoods in Emergent Countries: A GenAI Strategy Ideation Process," Oct. 2024, Doi: 10.20944/PREPRINTS202410.1363.V1.
- [20] C. Raluca Gh Popescu, S. Oduro, D. Ernesto Salinas-Navarro, E. Vilalta-Perdomo, and R. Michel-Villarreal, "Empowering Nanostores for Competitiveness and Sustainable Communities in Emerging Countries: A Generative Artificial Intelligence Strategy Ideation Process," *Sustainability* 2024, Vol. 16, Page 11244, vol. 16, no. 24, p. 11244, Dec. 2024, Doi: 10.3390/SU162411244.
- [21] C. H. Ortega Jimenez, A. A. Matute, and J. P. Lopez, "Logistics and Information Technology: A Systematic Literature Review of Nanostores from 2014 to 2023," *Proceedings of the LACCEI international Multi-conference for Engineering, Education and Technology*, vol. 2023-July, 2023, Doi: 10.18687/LACCEI2023.1.1.726.
- [22] R. Chen, Y. D. Lee, and C. H. Wang, "Total quality management and sustainable competitive advantage: serial mediation of transformational leadership and executive ability," *Total Quality Management and Business Excellence*, vol. 31, no. 5–6, pp. 451–468, Apr. 2020, Doi: 10.1080/14783363.2018.1476132.
- [23] K. Abdulkadir, "Total Quality as an Effective Tool for Achieving Customer Satisfaction, Patronage, Productivity Gains and Sustainability in Organizations," *Studies in Economics and Business Relations*, vol. 4, no. 2, pp. 37–53, Dec. 2023, Doi: 10.48185/SEBR.V4I2.893.
- [24] C. H. Ortega-Jimenez and J. R. Sorto-Bueso, "Fourth Industrial Revolution and Total Quality Management: Improving the performance of nanostores during a pandemic," in *Proceedings of the LACCEI international Multi-conference for Engineering, Education and Technology*, Latin American and Caribbean Consortium of Engineering Institutions, 2022. Doi: 10.18687/LEIRD2022.1.1.85.
- [25] I. Meidute-Kavaliauskiene, Ş. Çiğdem, A. Vasilis Vasiliauskas, and B. Yıldız, "Green Innovation in Environmental Complexity: The Implication of Open Innovation," *Journal of Open Innovation: Technology, Market, and Complexity* 2021, Vol. 7, Page 107, vol. 7, no. 2, p. 107, Mar. 2021, Doi: 10.3390/JOITMC7020107.
- [26] Y. Koçyiğit and B. Akkaya, "The Role of Organizational Flexibility in Organizational Agility: A Research on SMEs," *Business Management and Strategy*, vol. 11, no. 1, p. 110, Apr. 2020, Doi: 10.5296/BMS.V11I1.16867.
- [27] B. Nitsche, "Unravelling the Complexity of Supply Chain Volatility Management," *Logistics* 2018, Vol. 2, Page 14, vol. 2, no. 3, p. 14, Aug. 2018, Doi: 10.3390/LOGISTICS2030014.
- [28] R. Hernández Sampieri, *Metodología de la Investigación*, 6th ed., vol. 1. Mexico: McGRAW-HILL, 2014.
- [29] S. Kazim, K. A. Dave, A. Fernandes, S. S. Azharshaheen, K. R. Swaroop, and K. P. Jaheer Mukthar, "Exploring the Roots of Customer Adaptability Through the Landscape of Physical Retail Environments," *Studies in Systems, Decision and Control*, vol. 568, pp. 177–193, 2025, Doi: 10.1007/978-3-031-71526-6\_16.
- [30] S. A. Adebisi and N. A. Bakare, "Survival Strategies and Sustainability of Small and Medium Enterprises in a Volatile Environment," *Management Dynamics in the Knowledge Economy*, vol. 7, no. 4, pp. 553–569, Dec. 2019, Doi: 10.25019/MDKE/7.4.07.
- [31] C. H. Ortega-Jimenez and A. O. Mohammad Alhusban, "Unveiling Dynamics in Nanostores: An Extensive Meta-Analysis of the Interplay of Supply Chain Integration and Operational Performance," Aug. 11, 2023. Doi: 10.18687/LEIRD2023.1.1.459.
- [32] K. Jermisittiparsert and A. Kampoomprasert, "The agility, adaptability, and alignment as the determinants of the sustainable humanitarian supply chain design," *Humanities and Social Sciences Reviews*, vol. 7, no. 2, pp. 539–547, Mar. 2019, Doi: 10.18510/HSSR.2019.7264.